


# THE CLARK



## MAIL ART FROM THE CLARK

Send some love and good cheer to friends and family, a special someone, or yourself this Valentine's Day! These envelopes and cards inspired by the Clark's collections are yours to print, cut, fold, decorate, and send. Pair each card with its matching envelope, or mix them up for a surprise. Want to create a custom design? Trace any of these envelope templates on blank or patterned paper to make them your own.

### WHAT YOU'LL NEED

These templates print single-sided on standard 8.5 x 11 printer paper, but you can always experiment with cardstock or photo paper for a different look. After you fold your envelopes, use tape or a gluestick to close the sides (liquid glue may bleed through the paper). Enjoy embellishing your envelopes with crayons, markers, gel pens, stickers or decorative tapes, ribbon or yarn, and whatever else you have at home.

### HOW TO SEND

A single card in a rectangular envelope can be sent to any US address with one standard letter stamp. If you've added in a long letter or lots of decorations, try two stamps. Please note that the square envelope on page 5 is too small to be mailed . . . but it's perfect for a hand-delivered Valentine!

CUT  
FOLD




CUT  
FOLD

RETURN  
ADDRESS

STAMP

ADDRESS



CUT  
FOLD


# THE CLARK

Utagawa Hiroshige, *Plum Estate, Kameido*, 1857, Color woodblock print. Gift of the Rodbell Family Collection, 2014. Clark Art Institute, 2014.16.13





CUT  
FOLD




CUT  
FOLD

# THE CLARK

Lippert & Haas Manufactory, *Plate*, 1840, Hard-paste porcelain. Clark Art Institute, 1996.7



CUT   
FOLD 



RETURN  
ADDRESS

STAMP

ADDRESS



CUT   
FOLD 


# THE CLARK

Lippert & Haas Manufactory, *Plate*, 1840, Hard-paste porcelain. Clark Art Institute, 1996.7






CUT   
FOLD 



CUT   
FOLD 




RETURN  
ADDRESS

STAMP

ADDRESS

CUT   
FOLD 



CUT   
FOLD 

# THE CLARK

Victoria Dubourg Fantin-Latour, *Narcissus* (detail), before 1900, watercolor on white wove paper prepared with brown chalk. Clark Art Institute, 1955.1645

